



# How to replace a lid



All the pieces of our water systems are individually made on the potters wheel, they are not molded. This means they vary in size. It is important to have a correct measurement so the new lid will fit properly.



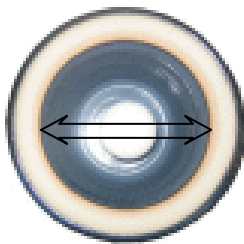
To replace a lid we need the outside diameter measurement, the glaze colour and design of your system. To measure your lid, hold the knob and then turn over the lid. Use a ruler to measure the widest part of the lid across the middle and to the outside edge of the other side.



Filter container

If you are unable to obtain the diameter from the original lid (ie: your lid is in too many pieces) then please follow the preceding directions. You need to measure the filter container from the water system. The lid fits in the unglazed section of this piece. We need the measurement just to the outside diameter of this unglazed section (do not include the glazed lip or rim). We then subtract one centimetre from this measurement so the lid will fit down inside this unglazed section.

**Top view of a filter container showing the outside diameter of the unglazed section. This is the measurement we need.**



Top view of a filter container  
Showing the inside diameter  
of the unglazed section.

